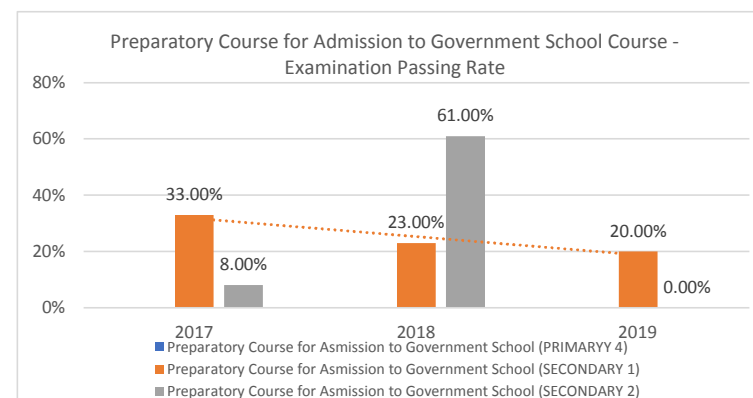


### Three Year Trend Data of Performance Outcome of Student and Graduate (2017-2019)

#### 1. Performance Outcome of Student

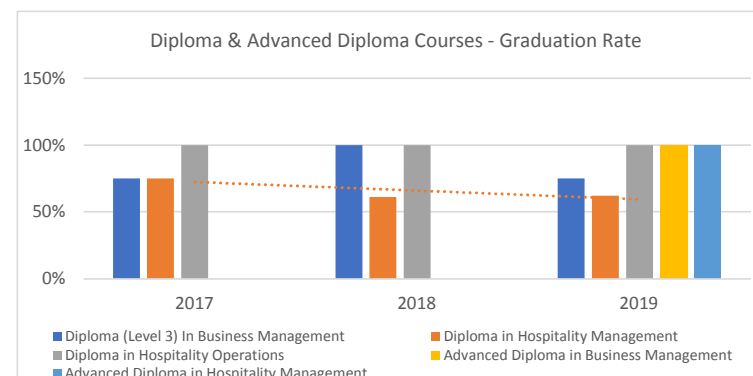
##### A. Preparatory Course for Admission to Government School Course

Course Title	Examination Passing Rate		
	2017	2018	2019
Preparatory Course for Admission to Government School (PRIMARY 4)	N.A	N.A	0.00%
Preparatory Course for Admission to Government School (SECONDARY 1)	33.00%	23.00%	20.00%
Preparatory Course for Admission to Government School (SECONDARY 2)	8.00%	61.00%	0.00%



##### B. Diploma & Advanced Diploma Courses

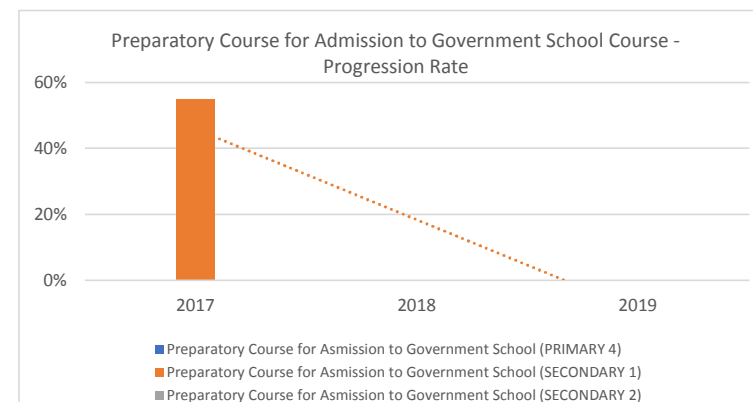
Course Title	Graduation Rate		
	2017	2018	2019
Diploma (Level 3) In Business Management	75.00%	100.00%	75.00%
Diploma in Hospitality Management	75.00%	61.00%	62.00%
Diploma in Hospitality Operations	100.00%	100.00%	100.00%
Advanced Diploma in Business Management	0.00%	N.A	100.00%
Advanced Diploma in Hospitality Management	N.A	N.A	100.00%



#### 2. Performance Outcome of Graduate

##### A. Preparatory Course for Admission to Government School Course

Course Title	Progression Rate		
	2017	2018	2019
Preparatory Course for Admission to Government School (PRIMARY 4)	N.A	N.A	N.A
Preparatory Course for Admission to Government School (SECONDARY 1)	55.00%	N.A	N.A
Preparatory Course for Admission to Government School (SECONDARY 2)	0.00%	N.A	N.A



B. Diploma & Advanced Diploma Courses

Course Title	Employment Rate		
	2017	2018	2019
Diploma (Level 3) In Business Management	100.00%		
Diploma in Hospitality Management	N.A		
Diploma in Hospitality Operations	N.A		
Advanced Diploma in Business Management	0.00%		
Advanced Diploma in Hospitality Management	N.A	N.A	

